

Supply Base Report for State Forestry Institution “Begoml Forestry Enterprise”



Completed in accordance with the Supply Base Report Template Version 1.3

For further information on the SBP Framework and to view the full set of documentation see www.sbp-cert.org

Document history

Version 1.0: published 26 March 2015

Version 1.1 published 22 February 2016

Version 1.2 published 23 June 2016

Version 1.3 published 14 January 2019

© Copyright The Sustainable Biomass Program Limited 2019

Contents

1	Overview	1
2	Description of the Supply Base	2
2.1	General description	2
2.2	Actions taken to promote certification amongst feedstock supplier	4
2.3	Final harvest sampling programme	4
2.4	Flow diagram of feedstock inputs showing feedstock type	5
2.5	Quantification of the Supply Base	5
	Supply Base	5
	Feedstock	5
3	Requirement for a Supply Base Evaluation	7
4	Supply Base Evaluation	8
4.1	Scope	8
4.2	Justification.....	8
4.3	Results of Risk Assessment.....	8
4.4	Results of Supplier Verification Programme	8
4.5	Conclusions	8
5	Supply Base Evaluation Process	9
6	Stakeholder Consultation	10
6.1	Response to stakeholder comments	10
7	Overview of Initial Assessment of Risk	11
8	Supplier Verification Programme	12
8.1	Description of the Supplier Verification Programme	12
8.2	Site visits	12
8.3	Conclusions from the Supplier Verification Programme.....	12
9	Mitigation Measures	13
9.1	Mitigation measures	13
9.2	Monitoring and outcomes	13
10	Detailed Findings for Indicators	14
11	Review of Report	15
11.1	Peer review.....	15

11.2	Public or additional reviews.....	16
12	Approval of Report.....	16
13	Updates	18
13.1	Significant changes in the Supply Base	18
13.2	Effectiveness of previous mitigation measures	18
13.3	New risk ratings and mitigation measures.....	18
13.4	Actual values of feedstock over the previous 12 months.....	18
13.5	Projected values of feedstock over the next 12 months.....	18

1 Overview

Producer name: State Forestry Institution “Begoml Forestry Enterprise”
Producer location: Dokshitsy district, 21 Yukhnovtsa street, Begoml. Republic of Belarus
Geographic position: 28°05'E
 54°72'N
Primary contact: Nadzeya Polochanina +375-29-2697081
 email: ing1_begom@vitebsk.mlh.by
Company website: www.begomlles.by
Date report finalized: 09/09/2019
Close of last CB audit: 09/09/2019
Name of CB: NEPCon
Translations from English: Yes
SBP Standard(s) used: SBP Standard 2: Verification of SBP-compliant Feedstock (Version 1.0, march 2016)
 SBP Standard 4: Chain of Custody (Version 1.1, October 2016)
 SBP Standard 5: Collection and Communication of Data (Version 1.1, october 2016)
Weblink to Standard(s) used: www.spbo-cert.org/documents
SBP Endorsed Regional Risk Assessment: Not applicable
Weblink to SBE on Company website: Not applicable

Indicate how the current evaluation fits within the cycle of Supply Base Evaluations				
Main (Initial) Evaluation	First Surveillance	Second Surveillance	Third Surveillance	Fourth Surveillance
<input type="checkbox"/>	<input type="checkbox"/>	<input type="checkbox"/>	X	<input type="checkbox"/>

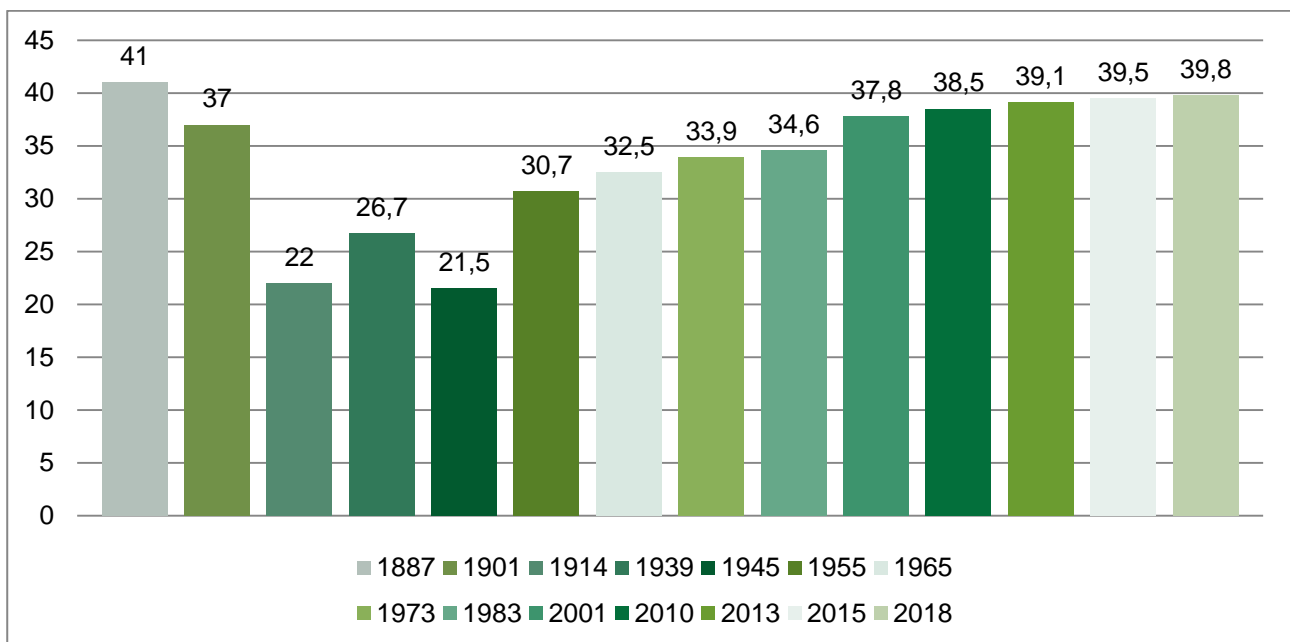
2 Description of the Supply Base

2.1 General description

2.1.1 Belarus, forest resources

Forest resources of Belarus as an aggregate of all natural and homogeneous national forests include woodlands and other lands allotted for forestry. Total area of forest resources is 9.5 mln ha, including 8.2 mln ha of forested area (with no glades, hewn or burnt-out places). The percentage of forest lands in Belarus is about 40% that is optimal for our country in general. See evolution in the figure below.

Evolution of the percentage of forest lands in Belarus



Forest resources of Belarus are quite well studied. Experts estimate timber volume in 2018 equal to 1796.0 mln m³ including approximately 296 mln m³ of commercial timber (mature and overmature wood). Forest area of the territory of the republic has reached 39.8 %. Average age of Belarusian forests is 56 years. During the twenty-year period, the area of ripe and congestive tree stands increased significantly and accounts for 14.7% of the total forest area.

Forest exploitation in Belarus implies continuity and inexhaustibility. Average annual wood harvesting is 10.0 to 11.2 mln m³ including 4.3 to 4.5 mln m³ (40%) of major harvest (in mature stands), 5.4 mln m³ (48%) of maintenance and sanitary cuts (young, middle aged and ripening forests), 1.0 to 2.3 mln m³ (12%) of other

felling types. Forest exploitation is expected to intensify in the following potentially to over 16 mln m³ in 2011-2015 and to over 19 mln m³ in 2016-2020. However, it is not going to be unsafe for forests in view of the current annual forest gain in Belarus about 25 mln m³. Moreover, the annual forest gain is getting bigger and bigger as the percentage of forest lands grows and age structure of forests gets more uniform. Forest exploitation practice is primarily dependent on annual allowable cut. Only 70% to 80% of the quota has been used in recent years. Underuse is mainly related to soft-wooded broadleaved species, small merchantable wood and hard-to-reach areas where felling is not reasonable economically. Lack of capital investments limits wood usage in energetics. Average annual forest exploitation rates have been equal to not more than 1.5 to 1.7 m³ per 1 ha of forested area in recent years – that is 2.4 times less than the annual wood gain equal to 3.6 m³/ha.

Forest and wood working industries

Belarusian forest industry consists of forestry (13.5% of total output), woodworking (69.6% of total output) and pulp-and-paper (16.4% of total output) sectors. Sawmilling has been a major activity historically, and today about 1500 enterprises are certified to produce saw timber. Most of them combine the latter with mechanical woodworking (windows and doors, wood-frame houses) or wood harvesting. State forestry institutions possess their own woodworking facilities dedicated to machining own round timber.

Currently 8,39 mln ha of forests in Republic of Belarus are FSC-certified, and 144 CoC certificates are received.

2.1.2 State Forestry Institution “Begoml Forestry Enterprise”

State Forestry Institution “Begoml Forestry Enterprise” is situated in Dokshitsy District of the south-west Vitebsk Region. The enterprise comprises eight forest districts and a base nursery.

Begoml Forestry Enterprise is bordered with Postavy Forestry and Glubokskij Experimental Forestry Enterprise (in the north), Minsk region, Logoysk Forestry and Narochansky National Park (in the south-west), and Berezinsky Biosphere Reserve (in the east).

The company is involved in forestry, wood harvesting, wood machining and trade both within the country and abroad. It is responsible for 74.3 thousand ha of forest resources including 66.4 thousand ha of woodlands. 54 years is the average forest age.

Forestry activity includes:

- Forest exploitation
- Afforestation and reforestation
- Forest protection against fire, illegal felling and other violations
- Forest protection against disease and vermin

- Hunting ground management

The enterprise harvests round wood; produces coniferous and deciduous saw timber, regularized round and disbar ked timber, wood pellets and firewood; sells products to companies and individuals ex-works or delivered.

The following categories of raw materials are used for production:

The feedstock for pellet production is classified as SBP-compliant secondary feedstock (FSC 100% SBP compliant secondary feedstock/sawdust, residues). The main species are Scots pine (*Pinus silvestris*) -60%, Spruce (*Picea abies*) -40%.

Table 1. Distribution of feedstock by types of SBP product groups for the second reporting period.

SBP product group	% in the total supply	Number of suppliers	Tree species composition
Controlled feedstock	0%	0	-
SBP- compliant primary feedstock	0%	0	
SBP- compliant secondary feedstock	100 %	Residues of own wood processing	40% Norway Spruce, 60% Scots Pine
SBP- compliant tertiary feedstock	0%	0	-
SBP non-compliant feedstock	0%	0	-

2.2 Actions taken to promote certification amongst feedstock supplier

Not applicable. State Forestry Institution “Begoml Forestry Enterprise” for the production of fuel pellets uses only the FSC 100% certified wood which grows in the territory of forest fund of the entity. The following categories of raw materials are used for production: Remains of sawmillings of own woodworking production.

2.3 Final harvest sampling programme

Not applicable. The state forestry institution Begoml Forestry Enterprise uses wood sawdust and wood processing chips of its own production to produce fuel granules.

2.4 Flow diagram of feedstock inputs showing feedstock type

State Forestry Institution “Begoml Forestry Enterprise” for heating dryer drums and produces fuel pellets uses sawdust, slab wood. For heating of rotary driers are used slab wood. All raw materials are received from coniferous breeds with the statement of FSC 100% (based on data on processing in the shop of a woodworking):

- 60% of Scotch pine (Pinussylvestris)
- 40% of Norway spruce (Piceaabies)

Step	Description of product flow and checkpoints
1	Forestry activity at own forest areas 100% FSC-certified
2	Production of the sawn wood on own shop of a woodworking of SFI "Begoml Forestry Enterprise". (checked during FSC audit)
3	Production of fuel pellets from woodworking production waste of SFI "Begoml Forestry Enterprise" and felling residues (checked during FSC audits)

2.5 Quantification of the Supply Base

Supply Base

- a. Total Supply Base Area (ha): 74 314 ha
- b. Tenure by type (ha): 74 314 ha Government of the Republic of Belarus
- c. Forest by type (ha): 74 314 ha Temperate
- d. Forest by management type (ha): 74 314 ha Managed natural
- e. Certified forest by scheme (ha): 74 314 ha FSC
74 314 ha PEFC

Feedstock

- f. Total volume of feedstock 13298.08 m³ per year
- g. Volume of primary feedstock 0 m³ per year
- h. List percentage of primary feedstock (g), by the following categories. Subdivide by SBP-approved Forest Management Schemes:
 - Large forest holdings certified to an SBP-approved Forest Management Schemes – 0 %
 - Large forest holdings not certified to an SBP-approved Forest Management Schemes – 0%

i. List all species in primary feedstock, including scientific name.

j. Volume of primary feedstock from primary forest. Not applicable (0 m³).

k. List percentage of primary feedstock from primary forest (i), by the following categories. Subdivide by SBP-approved Forest Management Schemes.

- Primary feedstock from primary forest certified to an SBP-approved Forest Management Schemes

- Primary feedstock from primary forest not certified to an SBP-approved Forest Management Schemes

Not applicable (0 m³).

l. Volume of secondary feedstock: 13298.08 m³ per year.

Volume of tertiary feedstock: Not applicable (0 m³)

- * Compelling justification would be specific evidence that, for example, disclosure of the exact figure would reveal commercially sensitive information that could be used by competitors to gain competitive advantage. State the reasons why the information is commercially sensitive, for example, what competitors would be able to do or determine with knowledge of the information.

Bands for (f) and (g) are:

1. 0 – 200,000 tonnes or m³
2. 200,000 – 400,000 tonnes or m³
3. 400,000 – 600,000 tonnes or m³
4. 600,000 – 800,000 tonnes or m³
5. 800,000 – 1,000,000 tonnes or m³
6. >1,000, 000 tonnes or m³

Bands for (h), (l) and (m) are:

1. 0%-19%
2. 20%-39%
3. 40%-59%
4. 60%-79%
5. 80%-100%

NB: Percentage values to be calculated as rounded-up integers.

3 Requirement for a Supply Base Evaluation

SBE completed	SBE not completed
<input type="checkbox"/>	<input checked="" type="checkbox"/>

SBP pellets are produced of FSC-certified wood, i.e. 100% of total pellet production is 100% FSC-certified. Supply Base Evaluation is not required.

4 Supply Base Evaluation

4.1 Scope

Not applicable.

4.2 Justification

Not applicable.

4.3 Results of Risk Assessment

Not applicable.

4.4 Results of Supplier Verification Programme

Not applicable.

4.5 Conclusions

Not applicable.

5 Supply Base Evaluation Process

Not applicable.

6 Stakeholder Consultation

Not applicable.

6.1 Response to stakeholder comments

Not applicable.

7 Overview of Initial Assessment of Risk

Not applicable.

8 Supplier Verification Programme

8.1 Description of the Supplier Verification Programme

Not applicable.

8.2 Site visits

Not applicable.

8.3 Conclusions from the Supplier Verification Programme

Not applicable.

9 Mitigation Measures

9.1 Mitigation measures

Not applicable.

9.2 Monitoring and outcomes

Not applicable.

10 Detailed Findings for Indicators

Not applicable.

11 Review of Report

11.1 Peer review

11.2 Public or additional reviews





The Report in Russian is available for public awareness to whom it may concern on State Forestry Institution “Begoml Forestry Enterprise” website :

- <http://www.begomlles.by>

Anyone concerned may provide feedback to e-mail: ing1_begom@vitebsk.mlh.by

The present Report has been sent to various public institutions. No response has been received yet.

12 Approval of Report

Approval of Supply Base Report by senior management			
Report prepared by:	<i>Nadzeya Polochanina</i> 	<i>Quality Engineer</i>	<i>09/09/2019</i>
	Name	Title	Date
The undersigned persons confirm that I/we are members of the organization's senior management and do hereby affirm that the contents of this evaluation report were duly acknowledged by senior management as being accurate prior to approval and finalization of the report.			
Report approved by:	<i>Aleksandr Davidovich</i> 	<i>Director</i>	<i>09/09/2019</i>
	Name	Title	Date
Report approved by:	<i>Dmitry Kurnish</i> 	<i>Chief Engineer</i>	<i>09/09/2019</i>
	Name	Title	Date
Report approved by:	 <i>Artem Zemchenok</i>	<i>Engineer</i>	<i>09/09/2019</i>
	Name	Title	Date

13 Updates

13.1 Significant changes in the Supply Base

There are no significant changes in the Supply Base

13.2 Effectiveness of previous mitigation measures

Not applicable.

13.3 New risk ratings and mitigation measures

Not applicable.

13.4 Actual values of feedstock over the previous 12 months

f. Total volume of feedstock 13298.08 solid m³ per year

g. Volume of primary feedstock 0 m³ per year

h. List percentage of primary feedstock (g), by the following categories. Subdivide by SBP-approved Forest Management Schemes:

- Large forest holdings certified to an SBP-approved Forest Management Schemes – 0 %
- Large forest holdings not certified to an SBP-approved Forest Management Schemes – 0%

i. List all species in primary feedstock, including scientific name:

j. Volume of primary feedstock from primary forest. Not applicable (0 m³).

k. List percentage of primary feedstock from primary forest (i), by the following categories. Subdivide by SBP-approved Forest Management Schemes.

- Primary feedstock from primary forest certified to an SBP-approved Forest Management Schemes
- Primary feedstock from primary forest not certified to an SBP-approved Forest Management Schemes

Not applicable (0 m³).

l. Volume of secondary feedstock: 13298,08 m³ per year.

Volume of tertiary feedstock: Not applicable (0 m³)

13.5 Projected values of feedstock over the next 12 months

Volume of secondary feedstock: 22000 m³ per year